



Tides Inn fence along
Hall-Elliott property line.

This is the side of the fence
facing inside to Tides Inn
along their service road.
←



Property line marker →

This is the side of the
fence facing the Hall-Elliott
property and the community.

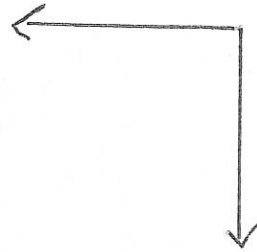
Information Submit by
C. Elliot for public
Comment.

08.14.25




Tides Inn Fence along
Hall-Elliott property.

Weeds, polk berry bushes,
grasses, eight (8) feet tall.



Hides Inr Fence along
Hall-Elliott property.

- Vines growing on fence
- Tall grass






Tides Inn Fence along
Hall-Elliott property.

Tall weeds and grass.

← Weeds weeping over
property line ↓






Sides Inn fence along
Hall - Elliott property.

Weeds and tall grass.
← ↓






Tides Inn Fence along
Hall-Elliott property.



As the wooden boards dry,
the spaces between the
boards increases. Plantings
will help with screening.



Emerald Green Arborvitae

Emerald Green Arborvitae

Stylish all year long

Dense, evergreen foliage stays neat and tidy—and rarely requires pruning. *Thuja occidentalis* 'Smaragd' C

Shrub • Z2-7 • H12-14'xW3-4' • Evergreen • Sun to Part Shade



Sky Pencil Japanese Holly

Sky Pencil Japanese Holly

Keeps stately form without pruning

NEW The Sky Pencil Holly stands tall with an effortlessly graceful columnar form. Its narrow shape makes it perfect for framing doorways or as part of a lush hedge. This hardy, pollution-tolerant plant thrives in a variety of soils, including the challenging clay types. 3-4 ft size. *Ilex crenata* 'Sky Pencil'. Cannot be shipped to AZ, CA, ID, MT, NV, OR, UT, WA.



Kindred Spirit Oak

Kindred Spirit Oak

The BEST columnar oak you can find

NEW A hybrid between the storied English Oak and the North American Native Swamp White Oak, this new variety grows in a tight, columnar shape, unlike traditional large-spread oaks. With its golden-and-tan fall color, resistance to urban pollution, exceptional drought tolerance and resistance to powdery mildew, it's a hardy, low-maintenance choice for tight spaces and urban environments. *Quercus x warei* 'Nadler' PP17604. Cannot be shipped to CA, FL, LA, OR.

Tree • Z4-9 • H25-40'xW6-7' • Non-flowering • Full sun




Ryusen Japanese Maple

Ryusen Japanese Maple

Narrow, yet weeping—perfect for small spaces

Waterfall of green foliage turns into cascades of golden yellow in summer and changes to orange-red in the fall. 2-4 ft size. *Acer palmatum* 'Ryusen' PP18501 Cannot be shipped to AZ, CA, CT, ID, MT, NV, OR, UT, WA.

Tree • Z6-8 • H6-8'xW4-5' • Sun to Part Shade



Upright Hicks Yew

Upright Hicks Yew

A natural privacy screen

Thick, glossy foliage makes it a favorite for creating windbreaks or privacy screens. 1-2 ft size. *Taxus x media* 'Hicksii'. Cannot be shipped to AZ, CA, ID, MT, NV, OR, UT, WA. Shrub • Z4-7 • H5-6'xW3-4' • Evergreen • Sun to Part Shade



Tricolor European Beech

Stunning foliage from a distance and up close
Make a bold statement in the landscape with this beech, or plant it as an anchor point at the edge of a bed. Its foliage displays cream, pink, rose and purple hues although the leaves may appear more white or pink based on environmental factors or each tree's unique nature. An excellent choice for partial shade locations. Like other beeches, it requires well-draining soil. 2-4 ft size. *Fagus sylvatica* 'Roseomarginata'

Tree • Z4-8 • H30-40'xW20-30' • Non-flowering • Sun to Part Shade



Ruby Falls Weeping Redbud

Ruby Falls Weeping Redbud

The best redbud for small spaces

Growing just 5-6' tall with an elegant weeping habit, this redbud is perfect for small gardens, lawns or naturalized areas. Attractive red-purple flowers bloom profusely in early spring, and Ruby Falls maintains its deep purple color throughout the season. 2-4 ft size. *Cercis canadensis* 'Ruby Falls' PP22097. Cannot ship to MT.

Tree • Z5-9 • H5-6'xW4' • Early Spring • Sun to Part Shade



Royal Purple Smoketree

Royal Purple Smoketree

Dramatic, high-impact shrub

Draw the eye to this focal point in regal hues. Royal Purple Smoketree was first introduced from Holland in the 1950s, and has been a favorite specimen plant since. This stunning shrub wows without needing much attention. Small flowers appear in spring, then mature into feathery, wine-red plumes. Amazing foliage all year. Premium size. *Cotinus coggia* 'Royal Purple'.

Shrub • Z5-8 • H10-12'xW10-12' • Midsummer • Sun to Part Shade